Packaging Document

size:148.5X210mm

PHILIPS

RS350 G2 LED Recessed Spot
RS350 G2 LED 射灯

Mounting Instructions
安装说明书

GB 7000

Ta 25°C

Max. 40°C Min. -20°C

IP5 20 TYPE Z 26 38 57

Model Name 产品型号	Product Description 产品描述	Lum. Power 整灯功率	Total Lumen 总流明	Beam Angle 光束角	CCT 色温	CRI 显色指数	Vol./Freq. 电压/频率	Classification 灯具类型	
9290032230	RS350 G2 RC Sq L75 2*9W 30K 24D 2H	9W*2	730lm*2	24°	3000K	90	220-240V ~, 50/60Hz	Class II	0.565
9290032231	RS350 G2 RC Sq L75 2*9W 30K 36D 2H	9W*2	730lm*2	36°	3000K				
9290032232	RS350 G2 RC Sq L75 2*9W 40K 24D 2H	9W*2	800lm*2	24°	4000K				
9290032233	RS350 G2 RC Sq L75 2*9W 40K 36D 2H	9W*2	800lm*2	36°	4000K				
9290032234	RS350 G2 RC Sq L75 2*11W 30K 24D 2H	11W*2	1000lm*2	24°	3000K				
9290032235	RS350 G2 RC Sq L75 2*11W 30K 36D 2H	11W*2	1000lm*2	36°	3000K				
9290032236	RS350 G2 RC Sq L75 2*11W 40K 24D 2H	11W*2	1080lm*2	24°	4000K				
9290032237	RS350 G2 RC Sq L75 2*11W 40K 36D 2H	11W*2	1080lm*2	36°	4000K				

* 光束角指单灯光束角

Dimensions/尺寸图

Product tpye 产品类型	A	B	C
RS350 G2 D75	152	82	98

(9W*2/11W*2)

Unit/单位: mm

Installation/安装

Product tpye 产品类型	C(mm)	D(mm)	X(mm)	Y(mm)	Z(mm)
RS350 G2 D75	73.5~ 77	143.5~147	50	1-20	80

Unit/单位: mm

2

OFF

Luminaire cable/灯具出线：

2x0.75 mm²

L -Brown/棕色线

N -Blue/蓝色线

Connect the luminaire to the power supply cable with a terminal box (not provided by Signify)。
根据灯具出线规格和电源布线，使用合适的接线盒连接灯具和电源线。(听诺飞不提供接线盒)

1. Please read this manual before you start to install the luminaire.
在灯具安装前请仔细阅读此说明书。
2. The luminaire is complied with IEC60598-1,IEC60598-2-2(GB7000.1,GB7000.202).
此灯具是依据IEC60598-1,IEC60598-2-2(GB7000.1,GB7000.202)所制造。
3. The luminaire shall be installed by a qualified electrician according to specified step, and wired in accordance with the latest IEE electrical regulations or the national requirements.
灯具应由有资格的电工安装，接线要符合IEE电气标准或国家标准。
4. TURN OFF the power during installation or maintenance to avoid electrical shock.
安装及维护过程中，请务必关闭电源。
5. Luminaire must not be used or stored in corrosive environment where hazardous materials such as Sulphur, Chlorine, Phthalates, etc., are present.
此灯具避免在腐蚀性环境或者含有有害物质，例如硫化物，卤化物，邻苯二甲酸酯等环境中存储和使用。

合格证 QC PASS 01

Installation/安装

3

a b c d e ON

4

Mains (A)

Ipeak

(50%)

Inrush Current 浪涌电流

Inom.

Tref

Time (ms)

Lum. Power (W)	9W*2	11W*2
Inom(Run current) (mA)	88*2	100*2
Ipeak (A)	17	17
Tref (ms)	0.18	0.18
AC Leakage Current (mA)	<0.7	<0.7
MCB (Type B 16A, pcs)	55	55
MCB (Type C 16A, pcs)	93	93

产品中有害物质的名称及含量

部件名称	有害物质 铅 (Pb)	汞 (Hg)	镉 (Cd)	六价铬 (Cr(VI))	多溴联苯 (PBB)	多溴二苯醚 (PBDE)
LED灯板/光源	O	O	O	O	O	O
驱动器（取）、铜制及电子零部件	×	O	O	O	O	O
透镜/光学部件	O	O	O	O	O	O
外壳及其它零部件	O	O	O	O	O	O

本表格依据SJ/T 11364的规定编制

O：表示该有害物质在该部件所有均质材料中的含量均在GB/T 26572规定的限量要求以下。

×：表示该有害物质至少在该部件的某一均质材料中的含量超出GB/T 26572规定的限量要求。

* 此表格仅适用中国产品。

10

Philips and the Philips Shield Emblem are registered trademarks of Koninklijke Philips N.V. and are used under license

Signify (China) Investment Co., Ltd.
Building No. 9, Lane 888, Tianlin Road, Minhang District, Shanghai, China Postal code：200233
Service hotline: 8008 201 201, 4009 201 201

听诺飞（中国）投资有限公司
中国上海市闵行区田林路888弄9号楼
邮编：200233
服务热线: 8008 201 201 4009 201 201

3241 659 87111

© 2022 Signify Holding

Signify

DISCLAIMER:	Please note that the original Artwork was not built by SGS. SGS only made change on specific content as listed in below. Therefore, SGS does not hold any responsibility for other content in this file. If you have any questions regarding the artwork, please contact with Philips Lighting PCC accordingly.	
Author/作者	Date/日期	Revision description/更改描述
Steve	2022/10/28	
polly	2022/11/01	更新描述
polly	2022/11/01	Follow DF amend

SIGNIFY

Brand PCI
Product Family LED
Shape
Wattage
Template Ref. N/A
SGS number 7147987
12-NC.NBR 324165987111
Masterdrawing N/A
CRC Ref.

Barcode No. N/A

Operator(s) Polly.pan
VERSION No. v3

Date in
Date amended 20221104

Black Diecut

Date Check
Check briefing Traffic

Artwork document
Legend Number of colors
12NC Trapping/Bleed
Barcode Images hires
Diecut Jobsizes

Approval
QC Lithographer SGS Shanghai Production
Product Manager skylar.shi@signify.com
Traffic Manager Sadie Shen

Acrobat PDF View Setting
确保PDF显示正确，请按以下设定叠印预览：

Step 1

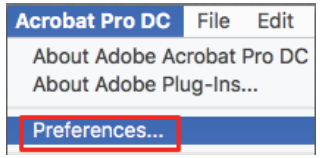

Step 2

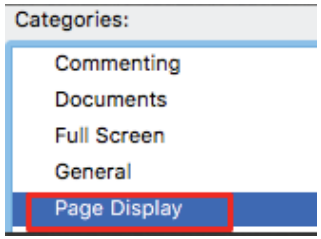

Step 3

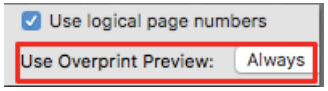

© 2018 Signify Holding
All rights are reserved. Reproduction in whole or part is prohibited without the written consent of the copyright owner.

Document Info

Code 12NC: 324165987111

Designer:

Design date: 2022-11-04

Description: RS350 G2 RC Sq L75 2*9W 30K 24D 2H

Basic Info

Duplexbox: 324165987111

EANI number: N/A

Die-Cut: N/A

Surface treatment: N/A

CRC: CRC000

Change Info

Author	Date	Change number	Revision description
SH SGS	2022/11/04		

PCC - SHANGHAI A4 DOCUMENT TYPE:114