210 mm

297 mm

SmartBright Dimmable Spot

RS051B

Mounting instructions

CB | IEC 60598 | Ta 25℃ | Max. 40 ℃ Min. -20 ℃ | IP20 | CRI >90

Product model	Power	Voltage	Frequency	PF	CCT	Beam Angle	kg
RS051B LED4	7W	220-240V	50/60Hz	0. 9	2700K/3000K/4000K	24°/36°/50°	0. 175
RS051B LED6	9W	220-240V	50/60Hz	0. 9	2700K/3000K/3500K/4000K	24°/36°/50°	0. 255
RS051B LED8	12W	220-240V	50/60Hz	0. 9	2700K/3000K/4000K	24°/36°/50°	0. 255
RS051B LED10	15W	220-240V	50/60Hz	0. 9	2700K/3000K/4000K	24°/36°/50°	0. 395

1

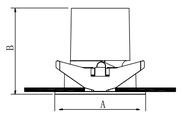

Product model	Cut out size (mm)	A (mm)	B (mm)	Ceiling thickness (mm)
RS051B LED4	D55	64	60	*1-15
RS051B LED6	D75	84	80	*1-20
RS051B LED8	D75	84	80	*1-20
RS051B LED10	D95	104	95	*1-20

*When installed with a ceiling thickness of 1-5mm, a specific cut-out size is required, and the opening is too large to make it impossible to install.

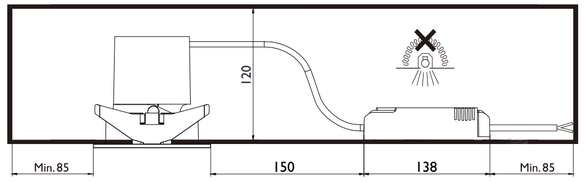

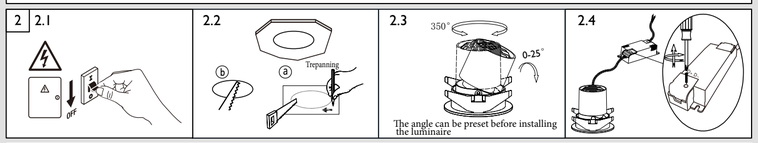

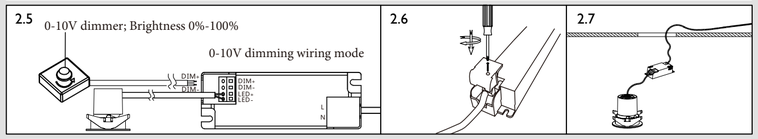

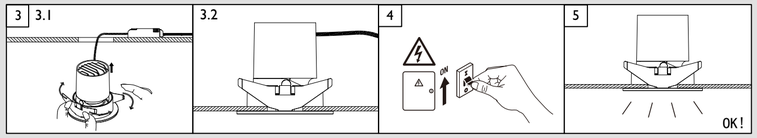

Signify Luminaires (Shanghai) Co., Ltd.
Address: 2F, Building 1, No. 2555 Hechuan Road, Minhang District, Shanghai, P.R. China
Postalcode: 200233

PHILIPS

Philips and the Philips shield emblem are registered trademarks of Koninklijke Philips N.V.

a

The luminaires are mounted behind the ceiling

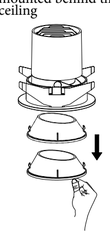

Remove the reflector

b

The luminaires are mounted behind the ceiling

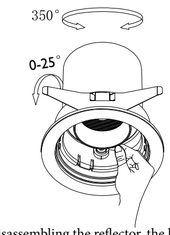

After disassembling the reflector, the luminaire angle and the swing angle can be rotated

c

The luminaires are mounted behind the ceiling

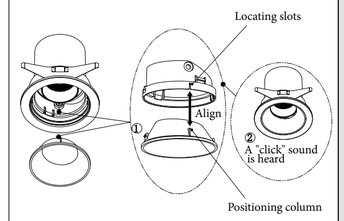

Installation steps after the removal of the reflector cup

Please do not use the following methods to install luminaires

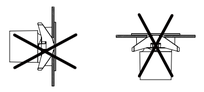



When the light is lit, do not touch the light head directly with your hands



After turning off the power and letting stand for 15 minutes,you can touch the light head directly with your hands

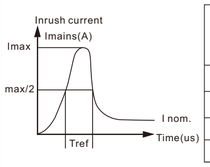

Product name	Power (W)	Operating current (A) (@220V)	Inrush current (A)	Inrush current duration T(@50% of Ipeak) (μs)	Leakage current (mA)	The 16A Type B miniature circuit breaker can be connected to up to the number of luminaires (pcs)	The 16A C miniature circuit breaker can connect up to the number of luminaires (pcs)
RS051B LED4	7W	0.023	4.24	0. 512	0. 7	380	380
RS051B LED6	9W	0.038	4.48	0. 496	0. 7	336	336
RS051B LED8	12W	0.059	4.92	0. 512	0. 7	216	216
RS051B LED10	15W	0. 066	5.6	0. 52	0. 7	193	193

1.Luminaires should be installed by qualified electricians, and the wiring should comply with IEE electrical standards or national standards.
2.This luminaire is not suitable for covering with thermal insulation pads or similar materials.
3.Do not energize during wiring.
4.The light source and/or control devices in this luminaire may only be replaced by the manufacturer or its service agent or a person of similar qualifications.
5.Lamps should not be stored and used in corrosive environments or environments containing harmful substances such as sulfides, halides, phthalates, etc.
6.This luminaire is for indoor use only.
7.The protection level of this product is IP20, can not prevent water ingress, it is strongly recommended to check and evaluate the adaptability of the use environment before installing this product. Once there is water ingress, the product may have electrical failures or safety accidents, and Philips/Signify is not responsible for this warranty.
8. Do not hot plug, live operation; do not touch the light source or heated parts, etc.
9. The installation position of the luminaire should not be stared at a distance of less than 1.3m for a long time.
10. The manufacturer shall not be liable for damage caused by improper use or self-alteration of the product structure.
11. If the external cord or cord of this luminaire is damaged, the cord should be replaced by the manufacturer or its service agent or a person with similar qualifications to avoid danger.

Component Name	Toxic and harmful substances or elements					
	Pb	Hg	Cd	Cr(VI)	PBB	PBDE
LED	○	○	○	○	○	○
PCB	×	○	○	○	○	○
Housings and other components	○	○	○	○	○	○

This form has been prepared in accordance with the provisions of SJ/T 11364.
○ : Indicates that the content of the hazardous substance in all homogeneous materials of the part is below the limit requirements specified in the GB/T26572 standard.
× : Indicates that the toxic and harmful substances at least in a homogeneous material of the part exceeds the limit requirements specified in the GB/T26572 standard.

QC 合格 01